



ARCHIVED - Archiving Content

Archived Content

Information identified as archived is provided for reference, research or recordkeeping purposes. It is not subject to the Government of Canada Web Standards and has not been altered or updated since it was archived. Please contact us to request a format other than those available.

ARCHIVÉE - Contenu archivé

Contenu archivé

L'information dont il est indiqué qu'elle est archivée est fournie à des fins de référence, de recherche ou de tenue de documents. Elle n'est pas assujettie aux normes Web du gouvernement du Canada et elle n'a pas été modifiée ou mise à jour depuis son archivage. Pour obtenir cette information dans un autre format, veuillez communiquer avec nous.

This document is archival in nature and is intended for those who wish to consult archival documents made available from the collection of Public Safety Canada.

Some of these documents are available in only one official language. Translation, to be provided by Public Safety Canada, is available upon request.

Le présent document a une valeur archivistique et fait partie des documents d'archives rendus disponibles par Sécurité publique Canada à ceux qui souhaitent consulter ces documents issus de sa collection.

Certains de ces documents ne sont disponibles que dans une langue officielle. Sécurité publique Canada fournira une traduction sur demande.

CPRC

CANADIAN POLICE RESEARCH CENTRE



CCRP

CENTRE CANADIEN DE RECHERCHES POLICIERES

TM-13-93 ***Video Image Booking System***

By: Sgt. W. R. Papple

TECHNICAL MEMORANDUM

Submitted by
Canadian Police Research Centre

November 1993

NOTE: Further information
about this report can be
obtained by calling the
CPRC information number
(613) 998-6343

Copyright of this document does not belong to the Crown.
Proper authorization must be obtained from the author for
any intended use.

Les droits d'auteur du présent document n'appartiennent
pas à l'État. Toute utilisation du contenu du présent
document doit être approuvée préalablement par l'auteur.

SUMMARY

VIDEO IMAGE BOOKING SYSTEM (VIBS)

A pilot project began in May 1992, with O.C.S. Technologies Ltd. and the Richmond, B.C. Detachment of the Royal Canadian Mounted Police, which culminated in the development of a computerized system to replace traditional prisoner booking methods. The system is based on technology that enables one to capture a photographic image with a video camera and to then attach this image to a data file. The system thus permits law enforcement agencies to place digitized "mug shots" on forms used by the criminal justice community.

The traditional method of taking prisoner photographs (35 mm photography) and the manual collection of relevant personal data is becoming outdated. Photography is a labour intensive and expensive process. Camera failure, photographer error and the delay while the film is being processed all contribute to inefficiencies. Handwritten completion (and subsequent typing) of data forms also contribute the overall unsuitability of the traditional system. The VIBS computerized system fully overcomes all the shortcomings of traditional manual prisoner booking methods.

The system's data input screens are fully bilingual. The system contains a practice mode for training purposes. The VIBS presently has the following main features:

PRISONER/SUSPECT PHOTOGRAPHY:

The system allows a police officer to capture and store a video image of the suspect or prisoner. Prints of the image are immediately available for examination to ensure the image is suitable. Copies of the image can be duplicated at any time and in any quantity. The slow, costly and environmentally damaging process of film development is eliminated.

PREPARATION AND STORAGE OF FORMS:

VIBS prepares and updates a multitude of forms. The forms are completed at the time of initial booking and become a permanent record of the suspect or accused person. Additional forms can be added to the system at any future time and in any customized format. The forms currently used include fingerprint and palm print records, criminal history forms, prisoner booking and release forms, appearance notices, recognizances, reports to Crown council, and subject profile forms. Additional forms are available for non-criminal matters such as employee profiles, ID cards and Information Bulletins (eg. missing persons or property).

LINE-UPS AND WITNESS VIEWING:

Suspect "line ups" can be quickly prepared. V.I.B.S. permits retrieval by physical descriptors of images of persons who resemble each other. These images form the line up. Images used in such a line-up can be printed in black and white or colour for record purposes. Using this method, eliminates the need for a line-up of human volunteers.

IMAGE AND DATA TRANSMISSION:

The VIBS can send and receive digitized images and data from remote locations via photophones.

SECURITY AND AUDIT FUNCTIONS:

Several security features and audit functions have been included in order ensure secure and reliable operation of the system. The system meets of the requirements of the Identification of Criminals Act, Access to Information Act, Privacy Act and the Canadian Charter of Rights and Freedoms.

RÉSUMÉ

SYSTEME DE MISE EN DÉTENTION A IMAGES VIDÉO (VIBS)

Un projet pilote commencé en mai 1992, conjointement avec O.C.S. Technologies et le détachement de Gendarmes royaux du Canada à Richmond, en C.-B., a abouti au développement d'un système informatisé qui doit remplacer les méthodes classiques de mise en détention. Le système est basé sur une technologie qui permet de saisir une image photographiée avec une caméra vidéo et d'annexer cette image à un fichier de données. Grâce à ce système, les organismes d'application de la loi peuvent intégrer des photos signalétiques numérisées des formulaires utilisés par la communauté de justice pénale.

La méthode classique de prendre des photos de prisonniers (au moyen de films de 35 mm) et l'enregistrement manuel des données personnelles pertinentes commencent à être démodés. La photographie est un processus coûteux à haute intensité de main-d'œuvre. Ce processus est inefficace à cause des défaillances des appareils photo, des erreurs du photographe et du retard de développement du film. De plus, le remplissage manuel (et le dactylographage subséquent) de formulaires réduit encore l'efficacité du système classique. Le système informatisé VIBS remédie en outre aux défauts des méthodes classiques de mise en détention.

Les écrans d'entrée des données du système sont entièrement bilingues. En outre, le système comprend un mode d'exercice aux fins de formation. Actuellement, le VIBS offre les caractéristiques principales et avantages suivants :

IMAGE NUMÉRISÉE DU PRISONNIER/SUSPECT

Le système permet à l'agent de police de saisir et de stocker une image vidéo du suspect ou du prisonnier. Des imprimés de rimage sont immédiatement disponibles, ce qui permet de vérifier si l'image est convenable. L'image peut être reproduite à volonté. Le processus de développement du film, qui est lent, coûteux et nuisible à l'environnement, est ainsi éliminé.

PRÉPARATION ET STOCKAGE DES FORMULAIRES

Le VIBS prépare et met à jour une pléthore de formulaires. Ces formulaires sont remplis au moment de la mise en détention initiale et ils deviennent un dossier permanent du suspect ou de l'accusé. D'autres formulaires peuvent être ajoutés au système n'importe quand et en tout format adapté aux besoins. Les formulaires utilisés à l'heure actuelle comprennent enregistrements d'empreintes digitales et palmaires, dossiers judiciaires, formulaires de mise en détention et de mise en liberté, citations à comparaître, engagements, rapports destinés au procureur de la Couronne et formulaires de profil de détenu. D'autres formulaires sont disponibles pour des affaires non judiciaires tels que profils d'employé, cartes d'identité et bulletins d'information (p. ex. sur des personnes ou objets disparus).

ALIGNEMENTS DE SUSPECTS POTENTIELS ET SÉANCES D'IDENTIFICATION

Les alignements de suspects potentiels peuvent être préparés rapidement. Le VIBS permet l'extraction d'après des caractéristiques physiques des images de personnes qui se ressemblent. Ce sont ces images qui constituent l'alignement de suspects potentiels. Les images utilisées pour un tel alignement peuvent être imprimées en noir et blanc ou en couleur pour mise en dossier. Ce système élimine donc le besoin d'un alignement de volontaires.

TRANSMISSION DES IMAGES ET DES DONNÉES

Le VIBS peut transmettre et recevoir des images et données numérisées à partir d'emplacements éloignés au moyen de téléphones.

SÉCURITÉ ET FONCTIONS DE VÉRIFICATION

Diverses caractéristiques de sécurité et fonctionnelles de vérification ont été incorporées au système afin d'assurer son fonctionnement sécuritaire et fiable. Le système répond aux exigences de la Loi sur l'identification des criminels, de la Loi sur l'accès à l'information, de la Loi sur la protection des renseignements personnels et de la Charte canadienne des droits et libertés.

VIDEO IMAGE BOOKING SYSTEM (V.I.B.S.)

The V.I.B.S. is a complete Prisoner Booking and Witness Viewing System that was developed by O.C.S. Technologies Ltd. and the Richmond, B.C. Detachment of the Royal Canadian Mounted Police.

The following report is a compilation of information provided by staff of "E" Division, Royal Canadian Mounted Police. **Part One** of the Report is a description of **Technical Specifications** for the Prisoner Video Image Booking System. The system developed by OCS Technologies Ltd. meets this specification. Future systems by other vendors would have to meet this specification (or future updates thereof) in order to be acceptable for RCMP use. Other police agencies are free to establish their own specifications. **Part Two** of this report contains sample Forms that are currently available with the V.I.B.S.

The system has been thoroughly tested and it efficiently meets or exceeds all of the operational and administrative requirements associated with prisoner information capture as well as additional functions. Over the past year V.I.B.S. has saved Richmond RCMP Detachment as estimated \$31,000. in person hours and supply costs in the following areas:

- personhours - producing forms
- photodevelopment and printing costs
- personhours - producing lineups
- line-up material/photo costs

I wish to extend a word of appreciation to Inspector Glen Wood, Officer in Charge, Forensic Identification Services, RCMP "E" Division and Corporal Roger Phillippe, of the Richmond RCMP Detachment for the dedication and leadership they gave to this project. I also wish to commend OCS Technologies Ltd. for their part in the development of a very valuable tool for the law enforcement community.

For further technical information please contact:

OCS Technologies Ltd.
Suite 106, 7011 Elmbridge Way,
Richmond, British Columbia
V7C 4V5
Telephone: 604- 273-8045 or 1-600-661 6069
Facsimile: 604-273-0301

**Prisoner Video Image Booking System
PVIBS**

Technical Specifications

Royal Canadian Mounted Police
“E” Division

93.08.24

Table of Contents

		page
0.0	Introduction -----	1
1.0	Definitions	1
2.0	Detail Design Specification -----	5
2.1	System Configuration -----	5
2.1.3	The Server	6
2.1.4	Capture/Display Client Workstation -----	7
2.1.5	Additional Components -----	7
2.2	Functionality, Capabilities and Performance -----	7
2.2.1	Data Storage Capacity -----	7
2.2.2	Performance	7
2.2.3	Booking System -----	9
2.2.4	Witness Suspect Viewing System -----	11
2.2.5	Personnel System -----	13
2.2.6	Security System -----	13
2.2.7	Administration System -----	15
2.2.8	Training System -----	15
2.2.9	Bulletins/Posters Module -----	15
2.2.10	Deleting/Purging Records -----	16
2.2.11	Report Production -----	16
2.2.12	Audit Functions -----	17
2.2.13	System Backups/Recovery -----	17
2.2.14	System Reliability -----	18
2.2.15	Interface Capabilities -----	18
3.0	Hardware Configuration -----	18
3.1	The Server	18
3.2	Capture/Display Workstations and Display Only Workstations	19
3.2.1	Hardware Components -----	19
3.2.2	Software Components -----	19
3.3	Optional Components -----	19
3.3.1	P r i n t e r s	19
3.3.2	Additional Components -----	20
4.0	Installation And Facility Plan -----	20
5.0	Implementation Plan -----	20
6.0	Training -----	20
7.0	Manuals -----	21
8.0	System Support -----	21

0.0 **Introduction**

0.1 This document describes the functional requirements and technical specifications of the PVIB system. The goal is to achieve a cost-effective system which will fit into existing RCMP LAN installations according to the RCMP ROSS/LAN standard or may be integrated at a later date if implemented as a stand-alone system initially.

0.2 The system must be based on widely available industry standard hardware and software products with as few proprietary components as possible. This generally ensures minimum system costs.

1.0 **Definitions**

Baud A unit of measurement of signaling speed. The baud rate is generally related to bps, described below, but they are not necessarily the same.

bps An abbreviation for bits per second. The actual data speed of data lines and modems is measured in bits per second or bps for short.

Bus An electronic route between several devices along which data flows.

Client A stand-alone workstation that uses the services of any type of server on a network.

C216 The standard fingerprint (10 print) and data capture document used by the RCMP. This document is paper specific (60# Premium Opaque Litho, 23x35 cm white BS 120M).

CI3 The standard Prisoner Report used by the RCMP

CPIC Abbreviation for Canadian Police Information Centre

DAT Abbreviation for Digital Audio Tape. A device capable of recording, storing and playing back alphanumeric information.

DOS Abbreviation for Disk Operating System. This is the standard PC operating system.

Ethernet	A bus-structured LAN technology, developed by Xerox.
File server	A computer and program that controls a local area network.
GUI	Abbreviation for Graphical User Interface. A system where functions are represented by small pictures (icons), by on-screen push buttons, or by words on pull down menus. The user positions a pointer over an icon or menu item using a mouse and pushes (clicks) a mouse button to start the process.
GB	Abbreviation for gigabyte. One billion bytes or characters. A term commonly used to describe hard disk capacities.
LAN	Abbreviation for local area network. A group of computers and associated peripherals connected through cables, able to transfer files to other computers or peripherals connected through the cables.
MB	Abbreviation for megabyte. One million bytes or characters. A term commonly used to describe hard disk capacities.
M H Z	Abbreviation for megahertz. Most commonly refers to clock speed on a PC and equates to millions of cycles or operations per second.
Modem	An acronym for MOdulator/DEModulator. A modem lets a computer send and receive data through an ordinary telephone line.
Multitasking	The ability to run several software programs simultaneously. In a windows environment, if a user switches to another window, the windows in the background keep processing.
NetWare	Novell's network operationg system for LANs.
Novell	Novell Corporation. This company develops network operating systems such as Netware. The current RCMP standard is version 3.11.

Occurrence Report	Also known as the 2500 Report; the standard form used by the RCMP for capturing occurrence related data.
Operating System	A collection of routines, usually software or firmware, used in overseeing the input and output processing of a computer's program. The tasks of an operating system include compilation, interpretation, debugging, input/output, garbage collection, memory allotment and file management.
Peripheral	A device attached to the computer, such as a printer, modem, disk drive or mouse.
Photophone	A proprietary imagine system developed by the Image Data Corporation that allows image and text data to be transmitted from one Photophone station to another Photophone station via modem.
Pixel	A dot of light that appears on the computer screen. A collection of pixels forms characters and images on the screen. Generally a picxel is the smallest individually addressable point on the screen.
PC	Abbreviation for personal computer.
PIRS	Abbreviation for Police Information Record System.
PVIBS	Abbreviation for Prisoner Video Image Booking System.
RAM	Acronym for Random Access Memory or memory. Computer chips that supply the work space for computations and data manipulation. Memory is measured in megabytes (MB) or millions of characters.
Relational Database	A database program that can retrieve and manipulate data stored in two or more files. Common relational databases include Oracle, dBase III Plus and Paradox.
RCMP	Abbreviation for Royal Canadian Mounted Police.
RGB	Abbreviation for Red Green Blue. Generally refers to the type of video signal that produces colour images by combining red, green and blue signals.

ROSS	RCMP acronym for RCMP Office Support System. It consists of a suite of applications running on a LAN to support activities such as word processing, electronic mail and messaging, scheduling, etc.
ROSS/LAN	RCMP LAN standard. It is based on widely available industry standard products and consists of a LAN using Novell as the LAN operating system and ethernet 10baseT cabling.
RTCC	Abbreviation for Report To Crown Counsel. A document commonly used at the provincial level for recording data for use in the court/prosecution process.
S-Video	A widely used type of video signal commonly referred to as Super VHS video signal.
SQL	Abbreviation for Structured Query Language. SQL is a widely accepted, industry standard database query and programming sub language. Originally developed for IBM mainframe computers, SQL is an established set of statements used to add, delete, or update information in a table, or request information from one or more tables in the form of a report.
SVGA	Abbreviation for Super Virtual Graphics Array. VGA is a video standard for the IBM and is defined by the VGA's capabilities. SVGA is an enhanced version of this standard.
UPS	Abbreviation for Uninterrupted Power Supply. A battery powered device that protects against power spikes and power outages. If the power goes out, the UPS continues supplying power to the computer so that users can continue working or can safely turn off their computers without losing any files.
UNIX	A popular multitasking operating system originated by American Telephone and Telegraph Co in the late 60's and early 70's. Now owned by UNIVEL, a subsidiary of NOVELL.
User	the operators/personnel who will use, run, operate or manage the PVIB System.

VIENDMP abbreviation for alert codes commonly used by the RCMP:

V = Violent
I = Infectious
S = Suicidal
E = Escape risk
N = Unknown
D = Drugs
M = Mental
P = Protective custody

Windows Application software that incorporates windows standards. These include a GUI, standardized keystrokes and the ability to transfer data to other windows applications. Microsoft Windows is the most common operating environment providing windowing as one of its features.

2.0 Detail **Design Specification**

2.1 **System Configuration**

2.1.1 The PVIB system must be delivered using client/server architecture incorporating the major components described below. The minimum configuration includes a server component with a single capture/display workstation client. Additional capacity beyond the fully configured minimum configuration requires as a minimum expansion of the server ports to accommodate attachment of additional client stations.

2.1.2 The PVIB system includes application software that performs the following functions. All systems must be available in either the English or French language with Graphical User Interface (GUI) formats. The underlying database technology must be relational with industry standard SQL interface. With respect to all imaging functions, they must conform to JPEGG/CCITT-ANSI standards for compressed files and to TrueVision 2.0 file format version 2.0 for uncompressed files.

2.1.2.1 **Video Image Booking System:** An application that records data respecting the arrest of a person. Associated with this data is a colour, still video image of the accused. Data entered for each accused is retained in a relational database for subsequent retrieval. The system must support a variety of administrative reports (with and without images) including but not limited to the RCMP C216, C13, 2500 Occurrence Report, and a Report To Crown Counsel.

- 2.1.2.2 Witness Suspect **Viewing System:** This system is an inquiry and search application for supporting witness viewing and electronic image line ups of suspects.
- 2.1.2.3 Personnel System: An application for recording of basic personnel data for RCMP members civilian employees and visitors. The system must support capture of a colour, still video image of the person. The primary purpose of the system is the production of Personal Profile reports and identification badges.
- 2.1.2.4 **Security System:** An application for enrolling user identifiers and related passwords with associated levels of access to system functions.
- 2.1.2.5 Administration System: An application for set up and maintenance of language of use in the system, lists of values for data entry fields and edit logic of data entry functions.
- 2.1.2.6 Training System: An application which mirrors the functionality of each of the products permitting users to study system functions without risk of corrupting production data.
- 2.1.2.7 Bulletins/Posters System: An application for producing bulletins and posters using images in the Booking database and images from external sources.
- 2.1.2.8 The above applications must include a report facility for the production of statistical and audit reports that monitor access and use of applications.
- 2.1.2.9 The system must accommodate use of both a mouse and keyboard for accessing applications and system functions.
- 2.1.3 The Server
 - 2.1.3.1 The PVIB system must use standard client/server architecture with an Intel 486 processor, or better, as the minimum server technology. The function of the server is to store and retrieve all data, including images, sourced and requested by client workstations. The server is configured with a minimum 1 gigabyte of hard disk which will provide sufficient storage for 30,000 offender records with an image associated with each record. The server must also be configured with a 9600 bps modem or better, 16Mb RAM, DAT drive for back-up, 3% inch diskette drive, Novell Netware 3.11 operating system (or the current version supported by the RCMP).

2.1.4 Capture/Display Client Workstation

2.1.4.1 A capture/display or display only workstation must be configured using an Intel 486 processor, 50mhz or better. The workstation must have at least an 80MB hard drive, one 3.5 inch diskette, SVGA color monitor, keyboard and mouse. Capture stations shall include an image capture board such as the TrueVision Targa + 16 or TrueVision Bravado board, or equivalent functionality, for capture and display of images, and an S-video, live action, colour, video camera. The display workstation shall use a SVGA board rather than the image capture board and no camera is required.

2.1.5 Additional Components

2.1.5.1 The PVIB system must allow the user to choose from a variety of monochrome and colour plain paper printers and colour video printers.

2.1.5.2 The system must interface with the Photophone system allowing images to be input from the Photophone to the PVIB system and from the PVIB system to the Photophone system.

2.1.5.3 Where required, the system must be configured with an uninterruptible power source (UPS) device capable of supplying power to the server in the event of a power outage for a period of not less than 15 minutes.

2.1.5.4 Where required, the system must be configured with a power distribution unit (PDU) designed to prevent spikes, sags and surges from reaching the server equipment.

2.2 Functionality, Capabilities and Performance

2.2.1 Data Storage Capacity

2.2.1.1 Must be capable of storing at least 30,000 arrest records with a single image per record on-line.

2.2.1.2 The system must allow for expansion of storage facilities as required.

2.2.2 Performance

2.2.2.1 The system must allow for multiple on-line inquiry and update functions simultaneously with no apparent degradation in system performance.

2.2.2.2 The time to capture, compress and save an image to disk must be 10 seconds or less.

2.2.2.3 The time to retrieve, expand and display an image on screen must be 10 seconds or less.

2.2.2.4 The following times represent maximum allowable times for print production of selected monochrome forms on a Hewlett Packard HP4 Laser Jet printer or equivalent:

Item	Activity	Seconds
1	RCMP C2 16 Fingerprint Identification form with image	120
2	RCMP C 13 Prisoner Report with image	120
3	RCMP Form 2500 Occurrence Report	120
4	PalmPrint Form (left and right) with image	120
5	Wanted Bulletin with image	120
6	Subject Profile with image	120
7	Line-up (8 images per sheet) with suspect information sheet	240

2.2.2.5 The following times represent maximum allowable times for print production of selected colour forms on a Hewlett Packard HP Colour Jet XL300 Printer or equivalent:

Item	Activity	Seconds
1	Subject Profile with image	450
2	Line-up (8 images per sheet) with suspect information sheet	630

2.2.2.6 The following times represent maximum allowable times for print production of selected colour forms on a Kodak 6600 Video Printer or equivalent:

Item	Activity	Seconds
1	4" x 5" single image without biographical data	120
2	4" x 5" single image with biographical data	120

2.2.3 **Booking System**

2.2.3.1 The Booking System must allow for a search of existing records using an offender's name, occurrence number or booking officer's regimental number. Name searches must include booking names as well as all alias names. Alias names shall be displayed in the resulting search list with an identifier (for example, an 'A') following the name. Any one of the three types of searches must also allow for search on partial values. The user must be able to select a record from a search and directly open the related booking record.

2.2.3.2 A new offender record shall be created by selection of a NEW option on the booking file menu. A new offender record must have entered the offender's last name, given name(s), date of birth, place of birth, occurrence number and the booking officer's regimental number before it can be saved.

2.2.3.3 The booking file menu must include a SAVE function which allows the user to add data to or commit changes to an offender record. When the user selects the SAVE function, the system must display a message advising the user that the SAVE was successful.

2.2.3.4 The booking file menu must include a SAVE AS function which allows an officer to duplicate an existing record using a second occurrence number and booking officer's regimental number. Creating a record through use of the SAVE AS function must allow for capture of a new offender image(s) and entry of current charge data.

2.2.3.5 The Booking System must allow any number of facial images (for example, front, profile, without glasses, etc.) to be captured as part of an offender record. Each facial image must be date and time stamped and must be tagged with a unique, sequential, system generated, numerical identifier. This number must be prefixed with the year (for example, 93-12345).

- 2.2.3.6 All image capture screens must utilize on-screen grid lines to assist users in correctly sizing images prior to saving them to disk.
- 2.2.3.7 All image capture screens must allow users to toggle between live and freeze modes until the desired image appears on the viewing monitor. The image can then be saved to disk.
- 2.2.3.8 The Booking System must contain fields that maintain the following physical descriptors:
1. Height - must include a metric/imperial conversion mechanism
 2. Weight - must include a metric/imperial conversion mechanism
 3. Sex
 4. Race
 5. Hair colour
 6. Hair length
 7. Eye colour
 8. Eye wear
 9. Complexion
 10. Facial hair
- 2.2.3.9 The Booking System must allow for capture of additional data including the following fields:
1. Principle residence data
 2. Next of kin data
 3. Young offender specification
 4. Gang affiliation
 5. Occupation
 6. Employer
 7. FPS number
 8. Driver's licence number
 9. Social Insurance number
 10. Citizenship - including date of entry and port of entry
- 2.2.3.10 The Booking System must allow for capture and storage of charge related data, including date of offence, date charged, act, section, disposition and place charged. Users must not be restricted to the number of charges or charge related data that can be stored as part of an offender record in the system.
- 2.2.3.11 The Booking System must allow for capture and storage of identifying marks data, including mark type, location, description and an image of the mark. Users must not be restricted to the number of identifying marks, including images, that can be stored as part of an offender record in the system.

- 2.2.3.12 The Booking System must allow the recording of alias names for an offender. Users must not be restricted to the number of alias names that can be stored as part of an offender record in the system.
- 2.2.3.13 The Booking System must allow offender records to be tagged with any combination of security, medical and general alert codes. These codes must be site definable. When records with alert tags are reopened a flag must appear identifying the presence of the alert. A user must acknowledge the presence of the alert flag prior to gaining access to the record.
- 2.2.3.14 The Booking System must support functions for printing of documents consisting of any combination of data and images (including both facial images and identifying mark images) recorded as part of the booking process. These documents include but are not limited to the RCMP C216, RCMP C 13, RCMP Form 2500, and a Subject Profile report.
- 2.2.4 **Witness Suspect Viewing System**
- 2.2.4.1 **The** Witness Suspect Viewing System must permit the user to create and save a new offender list from a search of booking records or by identifying specific offender records to be included in the list. The system must have the capability to permit the user to add or delete offender records from the list.
- 2.2.4.2 The Witness Suspect Viewing System must permit the user to retrieve an offender list that was previously saved.
- 2.2.4.3 The Witness Suspect Viewing System must permit the user to use a *SAVE AS* function to make a second copy of an offender list in order that it may be edited and saved as a new list.
- 2.2.4.4 The Witness Suspect Viewing System must permit authorized user's to delete offender lists which are no longer required.
- 2.2.4.5 Each of the above functions must include a date and time stamp function to record when a list was created, edited or deleted. The user's name or user ID must also be included as part of the audit record.
- 2.2.4.6 The Image Display System must include a search function which allows the user to specify any number of search criteria, based on data elements included in an offender record. Once the criteria have been entered the system **must** retrieve all records that match the specified criteria and report to the user the number of records identified in the search.

- 2.2.4.7 The user must have the option of modifying the search criteria and reinitiating the search of records.
- 2.2.4.8 Search functionality must include a system default which may be changed by the user at the time of search and establishes a maximum number of records to be retrieved during a search.
- 2.2.4.9 The system must allow for the creation and display of an image line-up display consisting of 6 or 8 images.
- 2.2.4.10 The system must allow users to scroll through images individually, with and without display of corresponding biographical data.
- 2.2.4.11 The system must permit the system administrator to establish a set of default parameters for determining the attributes of the display. These attributes must include color, font size, image size and number of images (one or two) of each offender to be displayed.
- 2.2.4.12 The system must allow the user to display selected images with and without descriptive data.
- 2.2.4.13 The system must allow for display of any number of images and related data as permitted by the screen format and the requested data. For example, when images without text are displayed there is more available screen space and more images can be displayed than when these same images are displayed with text. Also, a greater number of smaller images with data can be displayed than larger images with data.
- 2.2.4.14 Individual images must be available for display in default formats: postage stamp (approximately 1" x 1.25 ") and booking format (approximately 3 " x 4") or in any size specified by the user in pixels. Aspect ratios of all displayed images are maintained constant by the system. The user must be able to change the type of images (for example front, profile, without glasses, etc.) and number of images (to a maximum of two) to be displayed for each offender.
- 2.2.4.15 The system must, at the user's choice, allow images to be displayed randomly or by data elements such as capture date, offender's age, last name, etc.
- 2.2.4.16 The system must allow the user or witness to individually identify suspect images as yes, no or indifferent. The wording for the indifferent identifier must be site definable.
- 2.2.4.17 The system must allow the user to access all offender information as an inquiry function within the Image Display System.

2.2.4.18 The Image Display System must support the logging of all activities by a user associated with the search of an image, the edition of offender lists and the display and printing of images and related reports. A log of all activities must be printable.

2.2.4.19 The Image Display System must support reporting functions for printing of single or multiple images, with or without related descriptive data. The user must be able to specify the printer to be used, thereby selecting color or monochrome output.

2.2.4.20 When producing lineup documents, the system must support production of a separate descriptor sheet identifying the images printed as part of the lineup document.

2.2.4.21 Lineup documents must allow the option of producing a witness ballot as part of the document.

2.2.5 Personnel System

2.2.5.1 **The** Personnel System must provide for entry of a member's or civilian employee's biographical data, address, next of kin, regimental number, rank, division and service start date. It must also provide for capture of the member's image or civilian employee's image.

2.2.5.2 The Personnel System must support the production of reports, including identification cards and employee profiles, with the flexibility for defining report formats using the system's report production facility.

2.2.5.3 A system generated numbering system and a system audit function must be available to assist in tracking the production and dissemination of identification cards and related documents.

2.2.5.4 The Personnel System must be integrated with the Security module to permit sharing of data, including the member's image or civilian employee's image.

2.2.5.5 Access to the Personnel System must be restricted to the System Administrator security level or an equivalent level of security.

2.2.6 Security System

2.2.6.1 **The** Security System must allow for the following levels **of security** for each of the application systems:

- view of data only

- view and update of data
- view, update and deletion of data
- system administrator

- 2.2.6.2 Access to the administration of system security must be through a separate icon and must be restricted to users with system administrator authority.
- 2.2.6.3 The Security System must allow the system administrator to enroll a member's name, user identifier, related password, and image.
- Each member enrolled in the security system must be assigned a level of security for each of the installed applications.
- 2.2.6.4 User access to all installed applications must be through use of a login icon and login procedure.
- 2.2.6.5 The Security System must require the user to enter his/her user identifier and associated password. Three failed attempts to enter a valid identifier and matching password must return the user to the desk top while creating an entry in the security log of the failed attempt.
- 2.2.6.6 The Security System must allow the user to change his/her password at time of login by confirming the existing password and updating and config a new password.
- 2.2.6.7 With successful login the user's name and image shall be displayed with a welcoming message to the system.
- 2.2.6.8 The Security System must utilize a timed validation of user ID and password combinations such that failure of a valid user to use the system within a specified period of time will deactivate the user's ability to access the system. Reactivation of the user's ability to access the system must be restricted to the system administrator.
- 2.2.6.9 The Security System must incorporate a method of ensuring that users alter their passwords within specified time frames. For example, the system administrator may determine that users must change their passwords every three months, at a minimum. Failure of the user to follow this procedure will suspend the user's ability to access the system and will require intervention of the system administrator to gain access.
- 2.2.6.10 The Security System must include functions for tracking and logging of all log in accesses, including failed attempts and expired users, to a security log. The security log may be viewed or printed by a user with system administrator security level.

2.2.6.11 All passwords must be encrypted to a cryptologically secure format. The DES and RSA formats are examples of acceptable standards.

2.2.7 Administration System

2.2.7.1 **The** Administration System must allow for maintenance of all lists of value tables for all installed applications and their related training modules. Additionally, it must allow for the selection of French or English to be used as the language for the implementation.

2.2.7.2 List of value functions in the Administration System must permit for addition, update and deletion of the values. The number of values that may be added to a list must be unlimited. All values within a list must be displayed to the user in alphabetical order.

2.2.8 Training System

2.2.8.1 **The** Training System must provide for identical functionality as found in each of the application systems - Video Image Booking, Witness Suspect Viewing System and Posters - with separation of training data from data created in the production systems. The separation of data includes a separate list of values for production and training environments.

2.2.8.2 A Training System may, at the RCMP's discretion, be implemented with any configuration of reporting available in the equivalent production systems.

2.2.8.3 The Training System must incorporate a system based, interactive tutorial mechanism for the training of new users or users that require additional training on system functionality.

2.2.9 Bulletins/Posters Module

2.2.9.1 **The** system must allow images residing in the Booking System to be used in the creation of ad hoc bulletins or posters. These reports will include Wanted Posters, Missing Person Bulletins and other general inquiry bulletins.

2.2.9.2 The system must allow for retrieval, capture and storage of images not currently residing in the Booking System. These images are used in the creation of bulletins and posters as identified in Section 2.2.9.1.

2.2.9.3 **The** system must allow all bulletins and posters to be saved and stored for future reference and retrieval.

- 2.2.9.4 The system must provide a mechanism for producing hard copy printouts of these documents in black and white or colour
- 2.2.9.5 The system must provide a mechanism for transferring these documents to other PVIBS sites via modem and to non-PVIBS sites via fax communication.
- 2.2.10 **Deleting/Purging Records**
- 2.2.10.1 **The** system must allow for deleting of individual records by a user with delete authority.
- 2.2.10.2 The system must allow for flagging and subsequent purging of individual records or groups of records as specified by the system administrator or users with system administrator authority.
- 2.2.10.3 Purge criteria, for example records that are of a specific age and/or type, must be definable at the system administrator level.
- 2.2.10.4 A system generated purge report must list all records that meet specific purge criteria.
- 2.2.10.5 The system must allow for specified records to be off loaded to a storage medium (for example, magnetic tape) for the purpose of long term storage. The system must incorporate a process for reloading single stored records or groups of stored records back onto the server.
- 2.2.11 **Report Production**
- 2.2.11.1 **The** system must allow for production of statistical reports. At a minimum, these reports must include:
1. Alpha list of all offenders on the system
 2. List of all offenders by occurrence number
 3. List of all offenders by photo number
 4. List of offenders booked into the system between specific dates
 5. List of offenders by gang affiliation
 6. List of offenders by charge
 7. List of offenders by alert
 8. List of all young offenders
 9. List of adult offender records to be purged
 10. List of young offender records to be purged

- 2.2.11.2 The system must allow for the design and implementation of additional statistical reports capable of extracting any other data captured on the system. For example, a list of all non-Canadian citizens booked during specific dates.
- 2.2.11.3 The system must allow all reports to be viewed on screen or printed.
- 2.2.12 Audit Functions
 - 2.2.12.1 The system must automatically record significant application transactions and events in an audit log file for a period of time not less than 30 days. The application transactions recorded must include user name, unsuccessful log-on attempts, record key, type of function, date and time and pertinent action performed.
 - 2.2.12.2 The system must allow this log to be viewed on screen or printed by a user with system administrator authority.
- 2.2.13 System Backups/Data Recovery
 - 2.2.13.1 The PVIB System must have a procedure in place for system backup. When a backup of the system is initiated, all data (including images) and system software must be backed up, or alternatively, the user may specify that only the data or software is to be backed up.
 - 2.2.13.2 System backups must be restricted to users with system administrator authority or an equivalent level of authority.
 - 2.2.13.3 Backup sessions must be able to be scheduled to occur at non-peak times, or at the convenience of the PVIB System site.
 - 2.2.13.4 Each PVIB System site must have the option of operating backups on an attended or unattended basis.
 - 2.2.13.5 Backing up the system must not result in a noticeable degradation in system performance.
 - 2.2.13.6 In the event that the system is scheduled to be down for any period of time, the system administrator must have a mechanism for relaying scheduled downtimes to users via the system.
 - 2.2.13.7 When required, data captured during a backup session must be able to be reloaded on an individual record basis or in its entirety. System software backed up must also be able to be recovered from previous backup sessions.

2.2.14 **System Reliability**

2.2.14.1 The PVIB System will be subjected to continuous 24 hour use (24x7). Contingent upon full power and network availability, the general quantitative requirement is that the system must be available 99% of the time, excluding scheduled downtime for system backups, routine maintenance, etc. The system will be considered available only when supporting all of its major functions in fully automatic mode and meeting all of its response time and throughput requirements. Major functions include image capture, file updating, record retrieval, printing, searching, lineup creation and activity logging.

2.2.15 **Interface Capabilities**

2.2.15.1 The system must be able to import and export image data in common file formats such as TIFF and PCX file formats to external software applications.

2.2.15.2 The system must be capable of importing and exporting ASCII text data to third party data collection systems (for example, systems on the ROSS Network, including CPIC and PIRS).

2.2.15.3 The system must be capable of electronically transferring records from one PVIB System to another PVIB System. This may be achieved through the use of a modem and a dial-up data line or a dedicated data line.

2.2.15.4 The system must be able to interface with existing live scan ten-print technologies for the sharing of common data elements.

3.0 **Hardware Configuration**

3.1 **The Server**

3.1.1 **Hardware Components**

- Intel 486 50 MHz processor technology or greater
- minimum of 1 gigabyte of hard disk storage
- minimum of 16Mb RAM
- minimum 9600 bps modem
- DAT drive for back-up
- 3½ inch diskette drive
- UPS

3.1.2 **Server Operating System Software and Hardware**

- Novell Netware 3.11 (current RCMP standard) operating system
- 10baseT cabling (ROSS/LAN standard)

3.2 Capture/Display Workstations and Display Only Workstations

3.2.1 Hardware Components

- Intel 486 50 MHz processor technology or greater
- minimum 80 Mb hard disk
- minimum of 8 Mb RAM
- 3 1/2 inch floppy diskette
- Image capture/display board (TrueVision Bravado or Targa board or equivalent - Capture stations only)
- SVGA card (Display Only stations only)
- Ethernet board (SMC+ Elite16 or equivalent)
- SVGA colour monitor (14" or larger)
- RGB or S-Video camera (Capture stations only)
- 3 point track lighting

3.2.2 Software Components

- Microsoft MS-DOS 5.0 (or greater)
- Microsoft Windows 3.1 (or greater)

3.3 Optional Components

3.3.1 Printers

- Hewlett Packard HP 4 black and white laser printer, or equivalent printer capable of printing 8 pages per minute at 300 dpi or better with optional dual tray system. The dual tray system must support printing of 8 1/2 x 11" documents, 8 1/2 x 14" documents and 8 x 14" documents (for example, the C2 16 Fingerprint form). Printing must use PCL5 or greater.
- Hewlett Packard HP XL 300 colour Paint Jet printer, or equivalent printer capable of producing high quality images and text on 8 1/2 x 11" paper, 8 1/2 x 14" paper and 8 x 14" paper. Printing must use PCL5 or greater and print a minimum of 300 x 300 dpi.
- Kodak Video Colour Thermal Printer, or equivalent continuous tone, thermal transfer printer capable of producing Polaroid quality 4x5" documents.

3.3.2 **Additional Components**

- PhotoPhone Interconnect Device including all cables, converters and switch box. This device must be capable of a two way transfer of photographic images between PVIBS and PhotoPhone.
- Macro lens kit and mini halogen light for capture of existing photographs
- Fotovix negative/positive scanner or equivalent apparatus for scanning photographs, slides or negatives into the system

4.0 **Installation and Facility Plan**

The PVIB system must employ personal computer components which require no special installation when used in a conventional office environment. The one exception is the placement of a capture station which will be located in an area where offenders are normally booked. The equipment located in this area must be installed to a standard that will ensure that it is secure from possible damage by prisoners.

No special environmental control or electrical wiring shall be required for operation of the PVIBS equipment.

5.0 **Implementation Plan**

Each implementation of the PVIB system at an RCMP Detachment will vary as a result of the size of the detachment. Detachments with a larger volume of arrests are likely to require a larger configuration of equipment. As well, there will be additional users to train in larger Detachments. As a part of the service contract, an implementation plan must be prepared for each Detachment contracting to receive the system.

6.0 **Training**

6.1 The primary purpose of the training requirement is to produce a group of RCMP members and civilian employees who will be competently and fully trained to enable such staff to assume full responsibility for the day to day operation of the system, including general use of the system, training of staff and in-house maintenance of the system.

6.2 At a minimum, training must include:

- Training of all general users, or alternately, training of key trainers who will in turn be responsible for training of all general users.
- Training of users designated as a system administrators.
- Training of a technical support person. At some sites this will be the system administrator.
- Utilization of interactive, on-line training systems to assist in training new users and users that require supplemental training.

6.3 Training must be flexible to accommodate rotating twenty-four hour schedules.

7.0 **Manuals**

7.1 A User's guide must be available for the PVIB system. This manual must be written in language that can be easily understood by users who do not possess computer knowledge or skills.

7.2 A System Administrator's guide must be available for the PVIB system. This manual must describe all features available to users with system administrator authority.

7.3 Help screens must be available as an on-line reference tool for users. These screens must cover all topics available in the User's guide.

8.0 **System Support**

8.1 Software support for the PVIB System must be available on a 24 hour per day, 7 days per week basis. Resolution of software problems must be accomplished within the specific times agreed to at the time of acquisition but generally a system outage due to software failure in excess of four hours is unacceptable. In most cases telephone support is adequate to deal with minor software problems.

8.2 Hardware support must be available as specified by the client.

8.3 Full system support, including all software and hardware support, must be available if specified by the client.

V.I.B.S. FORMS

The following forms (containing sample information) are used by the V.I.B.S. Other forms can also be designed and used with this system. Many of the enclosed forms have been reduced from their original 8.5" x 14" format to fit the pages of this report.

R.C.M.P. FORMS:

- (1) Form C-13: PRISONER REPORT
- (2) Form C-216: FINGERPRINT IDENTIFICATION
- (3) Form 2600: OCCURRENCE REPORT - GENERAL

PROVINCIAL GOVERNMENT COURT & RELEASE FORMS:

- (4) APPEARANCE NOTICE ISSUED BY A PEACE OFFICER
- (5) PROMISE TO APPEAR
- (6) RECOGNIZANCE ENTERED INTO BEFORE AN OFFICER IN CHARGE
- (7) RECOGNIZANCE ENTERED INTO BEFORE AN OFFICER IN CHARGE
(YOUTH COURT)
- (8) REPORT TO CROWN COUNSEL

WITNESS VIEWING/LINE-UP

- (9) PHOTO LINE-UP (Eight suspects on a single sheet)
- (10) PHOTO LINE-UP (Offender descriptor sheet)
- (11) PHOTO LINE-UP (Session Log)

RICHMOND RCMP DETACHMENT FORMS:

- (12) EMPLOYEE PROFILE
- (13) PALM PRINT FORM
- (14) SUBJECT PROFILE
- (15) WANTED/INFORMATION BULLETIN

KODAK COLOUR IMAGES:

- (18) 4X6 KODAK WITH OFFENDER INFORMATION

- (17) 4X5 KODAK LINE-UP (Eight persons per sheet)
- (18) 4X5 KODAK (Offender descriptors)
- (19) 4X6 KODAK IDENTIFICATION SECURITY BADGE

AUDIT FORMS

The following printouts are available to audit the system's data to ensure its integrity and the secure and reliable operation of the system. The system meets of the requirements of the *Identification of Criminals Act*, *Access to Information Act*, *privacy Act* and the *Canadian Charter of Rights and Freedoms*.

- (1) ALERTS Categorized by Violent, Infectious, Suicidal, Escape Risk, Drugs, Mental, Protective Custody
- (2) BOOKINGS Between specified dates
- (3) CHARGE print out of specified charges
- (4) GANG as specified on local gang list
- (5) NAME alphabetical listing of names
- (6) OCCUR sequential listing of occurrence number
- (7) PURGEA Purge of adults, previous to date input
- (8) PURGEY Purge of young offenders, previous to date input
- (9) PHOTO sequential listing of photo numbers
- (10) YOUNG lists young offenders on file

Sex - Sexe
MALE

Regional Identifier
Identificateur régional

1002-522

IMPORTANT
BEFORE fingerprinting, read Part A and B on reverse.
AVANT de prendre les empreintes, lire les parties A et B au verso.
Do not write in shaded areas - Ne pas écrire dans les zones ombrées

Latent-Latente	Certified-Certifié par	Classifier Préposé au classement	AFIS-S.A.I.D.
		Year of Birth Année de naissance	

R I D E R O I T E	Thumb-Pouce	Index	Middle-Médium	Ring-Annulaire	Little-Auriculaire
L E F T T H U M B P O U C E					

IF ANY FINGERPRINT IS NOT RECORDED, GIVE REASON - IF AMPUTATED, DEFORMED OR INJURED, GIVE DATE
S'IL MANQUE UNE EMPREINTE, DIRE POURQUOI - EN CAS D'AMPUTATION, DE DÉFORMATION OU DE BLESSURE, DONNER LA DATE

FOUR FINGERS TAKEN TOGETHER - IMPRESSION SIMULTANÉE DES QUATRE DOIGTS

LEFT THUMB-POUCE GAUCHE RIGHT THUMB-POUCE DROIT

Name & Complete Address of Contributing Agency/Dept. Nom et adresse complète du service ou de l'organisme contributeur	Contributor's No. N° du contributeur	Signature of Official Taking Fingerprints Signature du préposé aux empreintes	Date
RICHMOND RCMP DETACHMENT 6900 MINORU BLVD. RICHMOND BC V6Y1Y3	99-12345 Photo No. N° du photo 92-000036	21292	93 0128

Signature of Person Fingerprinted (Full name and address) - Signature de la personne dactyloscopiée (nom au complet et adresse)

Surname-Nom de famille PHILIPPE	Given Names-Prénoms ROGER V.	FPS NO.-N° FPS 123456A
Other Names, Aliases, Nicknames, Maiden Name, etc.-Autres noms, sobriquets, surnoms, nom de jeune fille, etc. DODGER ROGER		

Address-Adresse APARTMENT 101 12345 - 12345 SOUTH RICHMOND BC V9V 9V9 (604)271-1111	Complexion-Tonic MEDIUM	Sex-Sexe MALE	Hair-Cheveux BROWN	Eyes-Yeux HAZEL
Occupation-Employer - Emploi-employeur BUSINESSMAN 1234 ENT.	DOB-D.O.M. 49 07 13	Weight-Taille (cm) 177	Weight-Poids (kg) 79	Place of Birth (city & province)-Lieu de naissance (ville et province) VANCOUVER, B.C.
Peculiarities, marks, scars, tattoos, deformities, etc. Traits caractéristiques, marques, cicatrices, tatouages, difformités, etc. TATTOO BACK CLOAK BIRTHMARK CHEEK MOLE TATTOO BACK	If foreign born, port and date of entry in Canada Si né à l'étranger, port et date d'arrivée au Canada VANCOUVER CANADIAN 91 01 01		Race CAUCASIAN	
<input checked="" type="checkbox"/> Violent Violente	<input checked="" type="checkbox"/> Suicidal Suicidaire	<input checked="" type="checkbox"/> Escape Risk Danger d'évasion		

Name and Address of NOK-Nom et adresse du plus proche parent PHILIPPE MARIA V9V 9V9 1234 MAIN ST. RICHMOND BC	Investigating Agency-Organisme enquêteur
Date Arrested-Arrêté le	Young Offender Jeune contrevenant

Date & Place of Sentence Date et lieu de sentence	Charge-Exact Section-Statute Accusation - article exact - loi	Disposition-Décision
	810 THREATENING FISHERIES ACT 129 OBSTRUCT P.O. AERONATICS ACT 145 FAIL TO APPEAR CRIMINAL CODE 219 CRIMINAL NEGLIG. CAN. SHIPPING ACT 145 FAIL TO APPEAR AERONATICS ACT	

DUAL PROCEDURE OFFENCES-Indicate (S) if Summary Conviction Offence or (I) if indictable Offence. EN CAS D'INFRACTION MIXTE-Indiquer (S) s'il s'agit d'une infraction punissable par voie de déclaration sommaire de culpabilité ou (A) s'il s'agit d'un acte criminel.

RCMP GRC Printed on 93/02/08 11:00:31

FINGERPRINT IDENTIFICATION
IDENTIFICATION DACTYLOSCOPIQUE

ORIGINATING DETACHMENT / DÉTACHEMENT EXPÉDITEUR: RICHMOND

ORI: BC20012

Rest. OCC. NO. N° D'INC.: 99-12345

OCC INC: REPORTED SIGNALÉ: OCCURRED BETWEEN SURVENU ENTRE

OSR CLASS: CAT. DE S.O.: Nature of event / Genre d'incident

UNITS ASSISTING / UNITÉS DÉPECHÉES: Back-up / Soutien, Traffic / Circ., GIS / S.E.G., Dog Ser. / Serv. des chiens, Ambul., Hydro, Fire / Serv. de pomp., Other / Autre

DETAILS / ACTION: PRÉCISIONS / MESURES

Complaint Taken by - Plainte enregistrée par

LOC. ENDR. (St. No., Street, Apt., City, Prov., Country, P. Code) (N° rue, app., ville, prov., pays, c. postal): 204

Reg. No. Mat. / Investigator Enquêteur: 27292

Zone, Watch, Quart, PRIORITY 1 2, PRIORITÉ 3 4

SUB SUJ: No. N°: 1, Surname / Bus. Name / Nom de famille / du commerce: PHILLIPS

G.1. P.1: ROGER, G.2. P.2: Type Genre, Sex Sexe: MALE, Tel. No. home/Bus. / N° Tél. rés./bur.: (604)271-1111

ADR. (St. No., Street, Apt., City, Prov., Country, P. Code) (N° rue, app., ville, prov., pays, c. postal)

Same as LOC. / Même que ENDR. 12345 - 12345 SOUTH, APARTMENT 101, RICHMOND BC, V9V 9V9

DOB D.D.N.: 49 07 13, Age: 177 cm, Mass: 79 kg, Hair: BROWN, Eyes: HAZEL, Race: CAUCASIAN, POB L.D.N.: VANCOUVER, B.C.

Driver's License / Permis de conduire: BC1234567, POI P. d'émission, Photo No. / N° de photo: 92-000036, FPS S.D.: 123456A, Book No. / N° d'écrout: , Citizenship / Citoyenneté: CANADIAN

Passport / Passeport, Deformity, Amputation, Tattoo / Difformité, amputation, tatouage: BACK TATTOO, FRONT CLOCK, Build / Corpulence: , Complexion / Teint: MEDIUM

Other descriptors / Autres descripteurs, Occupation: BUSINESSMAN, Position / Poste:

SUB SUJ: No. N°: , Surname / Bus. Name / Nom de famille / du commerce:

G.1. P.1: , G.2. P.2: Type Genre, Sex Sexe, Tel. No. home/Bus. / N° Tél. rés./bur., VIOL

ADR. (St. No., Street, Apt., City, Prov., Country, P. Code) (N° rue, app., ville, prov., pays, c. postal)

Same as LOC. / Même que ENDR.

DOB D.D.N.: , Age: , Height / Taille: cm, Mass: kg, Hair: , Eyes: , Race: , POB L.D.N.:

Driver's License / Permis de conduire: , POI P. d'émission, Photo No. / N° de photo: , FPS S.D.: , Book No. / N° d'écrout: , Citizenship / Citoyenneté:

Passport / Passeport, Deformity, Amputation, Tattoo / Difformité, amputation, tatouage, Build / Corpulence, Complexion / Teint:

Other descriptors / Autres descripteurs, Occupation, Position / Poste:

SALI BAL: Sub. No. / N° Inc., Ent. No. / N° Inc., Alias Name / Nom d'emprunt: DODGER, ROGER

VEH VEH: L.Y. / Année d'imm., Make / Marque, Style, Year / Année, COLOUR / COULEUR, Top / Toit, bottom / Carrosserie

VIN NV, VALTAG. No. / N° d'étiquette de val., TAG Yr. / Ann. de VAL

Value / Valeur, No. of Occupants / Nbr. d'occ., Vessel/Aircraft Name / Nom du navire/de l'aéronef, Moved from / Déplacé de

POE P.D.E., Destination, Intermediate / Intermédiaire, Interior Features / Caractéristiques Intérieures

Exterior Feature / Caractéristiques extérieures, Location of Veh. / Empl. du véh., Disp. / Mesures prises, Usap. / Ddté / Mesures prises le

Date concluded	Date CMP Notified	Assisted ORI	Occurrence No.	Signature (Investigator Enquêteur)	Date													
					Y-A M D-J													
Enquête terminée	Plaignant avisé le	Incl. du serv. cité	N° d'incident															
Transaction Line No. / N° de la ligne	Statistics Canada / Statistiques Canada	Investigating/Support Unit / Service d'enquête/de soutien	Jurisdiction	Assistance to Aide à	Zone	Reported Signale	Unfd Non fondé	CHARGED ACCUSÉ	Cleared / Intracation classée	Person Data / Rens. sur les personnes	Co. Charged / Comp. Acc.							
4	9	10	OSR Class / Catégorie de S.O. 11	12	13	14	15	16	17	18	19	20	21	22	23	24	25	26

Note: To report additional SUB/VEH use the 2500-1. For properly lost, stolen or found, use the 2500-2. DO NOT USE 2500-2 FOR D98815 (use the 1625). Pour rapporter des SU/VEH additionnels utiliser la 2500-1. Pour les biens perdus, volés ou retrouvés, utiliser la 2500-2. NE PAS UTILISER LA 2500-2 POUR LES PIÈCES À CONVICTIIONS SAISIES (utiliser la 1625).

DD O.A. Y-A M D-J, Copies to / Copies à: HC D.G., DIV., GIS S.E.G., Other / Autre

Supervisor / Superviseur, DD D.A. Y-A M D-J, Report Page / Page du rapport

OCMP GRC 2500 (89-01) OCS - VIBS DISTRIBUTION FILE MEMBER Printed On: 93/02/01 11:42:23



**APPEARANCE NOTICE ISSUED BY A PEACE OFFICER
CITATION A COMPARAÎTRE DÉLIVRÉE
PAR UN AGENT DE LA PAIX**
(To a person not yet charged with a" offence)
(à une personne qui n'est pas encore inculpée d'infraction)

CANADA. PROVINCE OF BRITISH COLUMBIA/PROVINCE DE LA COLOMBIE-BRITANNIQUE

Tdi ROGER PHILLIPPE

of/de 12345 12345 SOUTH APARTMENT 101 RICHMOND BC "9" 92/9 (604)271-1111

You are alleged to have committed (set out substance of offence) Il est allégué que vous avez commis (indiquer l'essentiel de l'infraction)

<i>FISHERIES ACT</i>	810 THREATENING
AERONATICS ACT	129 OBSTRUCT P.O.
CRIMINAL CODE	145 FAIL TO APPEAR
CAN. SHIPPING ACT	219 CRIMINAL NEGLIG.
AERONATICS ACT	145 FAIL TO APPEAR

1. You am required to attend Court on/Vous êtes requis d'être présent au tribunal le _____
at/à _____ M., in the Provincial Court located at/à _____ la Cour provinciale située à _____

and to attend thereafter as required by the Court, in order to deal with accordng to law. to answer to the charge set out above, any included charge or any charge or charges disclosed by the evidence.
et d'être présent par la suite selon les exigences du tribunal, afin d'être traité selon la loi, de répondre à l'infraction énoncée ci-dessus, à toute inculpation ou toutes inculpations dont les preuves font état.

2. You are also required to appear on/Vous êtes en outre requis de comparaître le _____
at/à _____ M., at the/à _____ (Police Station/Poste de police)
(Address/Adresse)

for the purposes of the Identification of Criminals Act (ignore if not filled in).
pour l'application de la loi sur l'identification des criminels. (Ne pas tenir compte de cat alinéa s'il n'est pas rempli.)

You are warned that failure, without lawful excuse, to appear for the purposes of the Identification of Criminals Act or to attend court in accordance with this appearance-notice is an offence under subsection 145 (5) of the Criminal Code.
Vous êtes averti que l'omission de comparaître, sans excuse légitime, pour l'application de la Loi sur l'identification des criminels ou d'être présent au tribunal en conformité avec la présente citation à comparaître constitue une infraction en vertu du paragraphe 145 (5) du Code criminel

Issued at/Déivré à _____ M/heure(s)
on/le 92/12/15
, at/à RICHMOND
in the Province of British Columbia.
dans la province de la Colombie-Britannique.

Signature of Peace Officer/Signature de l'agent de la paix
P.C. No. _____
N° de l'A.P. _____
Det. or Force RICHMOND RCMP DETACHMENT
6900 MINORU BLVD.
Dét. ou Force RICHMOND BC V6Y1Y3 (604) 278-1212

Subsections 145(5) and (6) of the Criminal Code state as follows:
"(5) Everyone who is named in an appearance notice or promise to appear, or in a recognizance entered into before an officer in charge, that has been confirmed by a justice under section 508 and who fails, without lawful excuse, the proof of which lies upon him, to appear at a time and place stated therein, if any, for the purposes of the Identification of Criminals Act, or to attend court in accordance therewith, is guilty of
(a) an indictable offence and is liable to imprisonment for two years, or
(b) an offence punishable on summary conviction.
(6) For the purposes of subsection (5), it is not a lawful excuse that an appearance notice, promise to appear or recognizance states defectively the substance of the alleged offence."
Subsection 502 of the Criminal Code states as follows:
"502. Where an accused who is required by an appearance notice or promise to appear or by a recognizance entered into before an officer in charge to appear at a time and place stated therein for the purposes of the Identification of Criminals Act does not appear at that time and place, a justice may, where the appearance notice, promise to appear or recognizance has been confirmed by a justice under section 508, issue a warrant for the arrest of the accused for the offence with which he is charged."

Signature of Accused/Signature de l'inculpé
Les paragraphes 145(5) et (6) du Code criminel s'énoncent comme suit:
"(5) Est coupable:
(a) soit d'un acte criminel et passible d'un emprisonnement maximal de deux ans;
(b) soit d'une infraction punissable sur déclaration de culpabilité par procédure sommaire,
quiconque est nommé dans une citation à comparaître ou une promesse de comparaître dans un engagement contracté devant un fonctionnaire responsable et qui a été confirmé par un juge de paix en vertu de l'article 508 et omel, sans excuse légitime, dont la preuve lui incombe, de comparaître aux lieu et date indiqués pour l'application de la Loi sur l'identification des criminels ou d'être présent au tribunal en conformité avec ce document.
(6) Pour l'application du paragraphe (5), le fait qu'une citation à comparaître, une promesse de comparaître ou un engagement indiquent d'une manière imparfaite l'essentiel de l'infraction présumée, ne constitue pas une excuse légitime."
L'article 502 du Code criminel s'énonce comme suit:
"502. Lorsqu'un prévenu à qui une citation à comparaître, une promesse de comparaître ou un engagement contracté devant un fonctionnaire responsable enjoint de comparaître aux temps et lieu y indiqués, pour l'application de la Loi sur l'identification des criminels ne comparait pas aux temps et lieu ainsi fixés, un juge de paix peut, lorsque la citation à comparaître, la promesse de comparaître ou l'engagement a été confirmé par un juge de paix en vertu de l'article 508, décerner un mandat pour l'arrestation du prévenu pour l'infraction dont il est inculpé."

Printed on: 92/12/15 13:46:23

AFFIDAVIT OF ISSUE OF APPEARANCE NOTICE TO ACCUSED
(For an offence under the Criminal Code or other Federal Statute)

CANADA: PROVINCE OF BRITISH COLUMBIA

I, _____ a Peace Officer of _____
make oath and say that I did on _____ issue to the accused, the within named _____
_____, an appearance notice, of which this is a true copy, by delivering it to him personally.

Sworn before me _____
on _____
at _____
in the Province of British Columbia

Signature of Peace Officer _____
P.C. No. _____ Det. or Force _____
Age of accused _____

A Justice of the Peace Of A Commission For the Taking of Affidavits in and for the Province of British Columbia

Return to Provincial Court office at _____



PROMISE TO APPEAR
PROMESSE DE COMPARAÎTRE

FILE NUMBER
NUMERO DE DOSSIER

99-12345

CANADA: PROVINCE OF BRITISH COLUMBIA
PROVINCE DE LA COLOMBIE-BRITANNIQUE

I/Je ROGER PHILLIPPE
Given Name - Prénoms K M

of/de APARTMENT 101 12345 - 12345 SOUTH RICHMOND BC V9V 9V9

understand that if is alleged that I have committed I comprends qu'il est allégué que j'ai commis:

- FISHERIES ACT 810 THREATENING
AERONATICS ACT 129 OBSTRUCT P.O.
CRIMINAL CODE 145 FAIL TO APPEAR
CAN. SHIPPING ACT 219 CRIMINAL NEGLIG.
AERONATICS ACT 145 FAIL TO APPEAR

In order that I may be released from custody I Afin de pouvoir être mis en liberté,

1. I promise to attend on / Je promets d'être présent au tribunal la
at / à M./heures. in the Provincial Court at/à la Cour provinciale à
and to attend thereafter as required, to be dealt with according to law / et d'être present
par la suite selon les exigences du tribunal, afin d'être traité selon la loi.

2. I also promise to appear on / Je promets également de comparaître la
at / à M./heures, at/à

for the purposes of the Identification of Criminals Act [Ignore il not filled in.] /pour l'apptiation de la Loi sur l'identification
des criminels. [Ne pas tenir compte de cet alinéa s'il n'est pas rempli.]

I understand that failure without lawful excuse to attend
court or to appear for the purposes of the identification of
Criminals Act in accordance with this promise to appear is an
offence under subsection 145(5) of the Criminal Code.

Je comprends que l'omission, sans excuse légitime, d'être
présent au tribunal ou de comparaître pour l'application de
Loi sur l'identification des criminels en conformité avec la présente
promesse de comparaître constitue une infraction en vertu du
paragraphe 145(5) du Code criminel.

Subsections 145(5) and (6) of the Criminal Code state as follows:

(5) Everyone who is named in an appearance notice or promise to appear, or
in a recognizance entered into before an officer in charge, that has been
confirmed by a justice under section 508 and who fails, without lawful excuse, the
proof of which lies upon him, to appear at a time and place stated therein, if any,
for the purposes of the Identification of Criminals Act, or to attend court in
accordance therewith, is guilty of

- (a) an indictable offence and is liable to imprisonment for two years, or
(b) an offence punishable on summary conviction.

(6) For the purposes of subsection (5), it is not a lawful excuse that an
appearance notice, promise to appear or recognizance states defectively the
substance of the alleged offence.*

Subsection 502 of the Criminal Code states as follows:

*502. Where an accused who is required by an appearance notice or promise to
appear or by a recognizance entered into before an officer in charge to appear at
a time and place stated therein for the purposes of the Identification of Criminals
Act does not appear at that time and place, a justice may, where the appearance
notice, promise to appear or recognizance has been confirmed by a justice under
section 508, issue a warrant for the arrest of the accused for the offence with
which he is charged.*

Les paragraphes 145(5) et (6) du Code criminel s'énoncent comme suit:

(5) Est coupable:

- (a) soit d'un acte criminel et passible d'un emprisonnement maximal
de deux ans;
(b) soit d'une infraction punissable sur déclaration de culpabilité par
procédure sommaire,

quiconque est nommément désigné dans une citation à comparaître ou une
promesse de comparaître dans un engagement contracté devant un fonctionnaire
responsable et qui a été confirmé par un juge de paix en vertu de l'article 508 et
omet, sans excuse légitime, dont la preuve lui incombe, de comparaître aux lieu
et date indiqués pour l'application de la Loi sur l'identification des criminels
ou d'être présent au tribunal en conformité avec ce document.

(6) Pour l'application du paragraphe (5), le fait qu'une citation à comparaître,
une promesse de comparaître ou un engagement indiquent d'une manière
impartiale l'essentiel de l'infraction présumée, ne constitue pas une excuse
légitime.*

L'article 502 du Code criminel s'énonce comme suit:

*502. Lorsqu'un prévenu à qui une citation à comparaître, une promesse de
comparaître ou un engagement contracté devant un fonctionnaire responsable
enjoint de comparaître aux temps et lieu y indiqués, pour l'application de la
Loi sur l'identification des criminels, ne comparait pas aux temps et lieu ainsi fixés,
un juge de paix peut, lorsque la citation à comparaître, la promesse de
comparaître ou l'engagement a été confirmé par un juge de paix en vertu de
l'article 508, décerner un mandat pour l'arrestation du prévenu pour l'infraction
dont il est inculpé.*

Printed on 92/12/15 13:39:37

Dated/Fait le 92 11 26, at/à RICHMOND BC
British Columbia/Colombie-Britannique.

(officer in charge/Fonctionnaire responsable)

RICHMOND RCMP DETACHMENT

(Detachment or Force/Détachement ou force)

(Signature of Accused/Signature du prévenu)

AFFIDAVIT OF SERVICE

make oath and say that on
I served named in the Promise to Appear,
personally by handing him/her a duplicate of the Promise to Appear.

Sworn before me on
at, British Columbia.

A Commissioner for Taking Affidavits
for British Columbia

Signature of Peace Officer



OCS BC PCR 017
Rev./Rév. 1.00

RECOGNIZANCE ENTERED INTO BEFORE AN OFFICER IN CHARGE
ENGAGEMENT CONTRACTÉ DEVANT UN FONCTIONNAIRE RESPONSABLE

COURT FILE NUMBER
NUMÉRO DE DOSSIER

99-12345

CANADA: PROVINCE OF BRITISH COLUMBIA
PROVINCE DE LA COLOMBIE-BRITANNIQUE

I/Je, ROGER (Name/Nom) PHILIPPE of/à APARTMENT 101 12345 - 12345 SOUTH
(City or Town/Cité ou ville) (Province) BC V9V 9V9 (street Address/Adresse postale)
RICHMOND BUSINESSMAN
(Occupation)

understand that I may be released from custody, I acknowledge that I own/Afin de pouvoir être mis en liberté, je reconnais par les présentes devoir \$

- FISHERIES ACT 810 THREATENING
- AERONATICS ACT 129 OBSTRUCT P.O.
- CRIMINAL CODE 145 FAIL TO APPEAR
- CAN. SHIPPING ACT 219 CRIMINAL NEGLIG.
- AERONATICS ACT 145 FAIL TO APPEAR

to Her majesty the Queen to be levied on my real and personal property if I fail to attend Court as required/à Sa Majesté la Reine, ladite somme devant être prélevée sur mes biens meubles et immeubles si j'ometts d'être présent au tribunal comme j'y suis requis. (Or, for a person not ordinarily resident in the province in which he is in custody or within 200 km of the place in which he is in custody/Ou, pour une personne ne résidant pas ordinairement au Canada dans la province où elle est sous garde ni dans un rayon de 200 km du lieu où elle est sous garde:

in order that I may be released from custody, I acknowledge that I owe/Afin de pouvoir être mis en liberté, je reconnais par les présentes devoir \$ to her majesty the Queen and deposer/à Sa Majesté la Reine et je dépose, en conséquence, to be forfeited if I fail to attend Court as required/ladite somme devant être confisquée si j'ometts d'être présent au tribunal comme j'y suis requis.

1. I acknowledge that I am required to attend court on/Je reconnais que je suis requis d'être présent au tribunal le at/à M., in the Provincial Court at/à heures dans la Car provinciale à before any justice for the Province of British Columbia who is there, and to attend as required by the court, in order to be dealt with according to law; and/et d'y comparaître devant n'importe quel juge de paix de la province de la Colombie-Britannique qui s'y trouve, et d'être présent selon les exigences du tribunal afin d'être traité selon la loi; et

2. I acknowledge that I am also required to appear on/Je reconnais que je suis également requis de comparaître le at/à M., at/à heures, a for the purposes of the Identification of Criminals Act/pour l'application de la Loi sur l'identification des criminels. [Ignore if not filed in/Ne pas tenir compte du présent alinéa s'il n'est pas rempli.]

I understand that failure without lawful excuse to attend court in accordance with this recognizance is an offence under subsection 145(5) of the criminal code, and that I may be charged with an additional offence of failing to appear.

Je comprends que l'omission sans excuse légitime d'être présent au tribunal en conformité avec le présent engagement constitue un infraction en vertu du paragraphe 145(5) du Code criminel et que je pourrais en plus être inculpé du défaut de comparaître.

Subsections 145(5) and (6) of the Criminal Code state as follows:

(5) Everyone who is named in an appearance notice or promise to appear, or in a recognizance entered into before an officer in charge, that has been confirmed by a justice under section 508 and who fails, without lawful excuse, the proof of which lies upon him, to appear at a time and place stated therein, if any, for the purposes of the Identification of Criminals Act, or to attend court in accordance therewith, is guilty of

- (a) an indictable offence and is liable to imprisonment for two years, or
- (b) an offence punishable on summary conviction.

(6) For the purposes of subsection (5), it is not a lawful excuse that an appearance notice, promise to appear or recognizance states defectively the substance of the alleged offence.

Subsection 502 of the Criminal Code states as follows:

"502. Where an accused who is required by an appearance notice or promise to appear or by a recognizance entered into before an officer in charge to appear at a time and place stated therein for the purposes of the Identification of Criminals Act does not appear at that time and place, a justice may, where the appearance notice, promise to appear or recognizance has been confirmed by a justice under section 508, issue a warrant for the arrest of the accused for the offence with which he is charged."

Les paragraphes 145(5) et (6) du Code criminel s'énoncent comme suit:

"(5) Est coupable:

- (a) soit d'un acte criminel et passible d'un emprisonnement maximal de deux ans;
- (b) soit d'une infraction punissable sur déclaration de culpabilité par procédure sommaire,

quiconque est nommément désigné dans une citation à comparaître ou une promesse de comparaître dans un engagement contracté devant un fonctionnaire responsable et qui a été confirmé par un juge de paix en vertu de l'article 508 et omel, sans excuse légitime, dont la preuve lui incombe, de comparaître aux lieu et date indiqués pour l'application de la Loi sur l'identification des criminels ou d'être présent au tribunal en conformité avec ce document.

(6) Pour l'application du paragraphe (5), le fait qu'une citation à comparaître, une promesse de comparaître ou un engagement indiquent d'une manière imparfaite l'essentiel de l'infraction présumée, ne constitue pas une excuse légitime."

L'article 502 du Code criminel s'énonce comme suit:

"502. Lorsqu'un prévenu à qui une citation à comparaître, une promesse de comparaître ou un engagement contracté devant un fonctionnaire responsable enjoint de comparaître aux temps et lieu y indiqués, pour l'application de la Loi sur l'identification des criminels, ne comparait pas aux temps et lieu ainsi fixés, un juge de paix peut, lorsque la citation à comparaître, la promesse de comparaître ou l'engagement a été confirmé par un juge de paix en vertu de l'article 508, décerner un mandat pour l'arrestation du prévenu pour l'infraction dont il est inculpé."

Printed On: 92/12/15 13:42:08

Date/Fait le 921126, at/à RICHMOND B C
British Columbia/Colombie-Britannique.

Officer in charge/Fonctionnaire responsable

Signature of Accused/Signature du prévenu

AFFIDAVIT OF SERVICE

CERTIFICATE OF DEFAULT - CERTIFICAT DE DÉFAUT

I, _____ of _____ make oath and say that on the _____ I served _____ the person named in the RECOGNIZANCE personally by handing him (her) a duplicated the RECOGNIZANCE.

I hereby certify that/Je certifie par les présentes que

has not appeared as required by this recognizance and that by reason thereof the ends of justice have been delayed/n'a pas comparu ainsi que l'exigeait le présent engagement et que, de ce fait, les fins de la justice ont été retardées.

The reason for the default is/La raison du manquement est

SWORN before me on _____ at _____ British Columbia.

The principal's address is/L'adresse du cautionné est

Dated this/Fait le _____ day of/Jour de _____, 19 _____

A Commissioner for Taking Affidavits for British Columbia

A Provincial Court Judge or A Justice of the Peace in and for the Province of British Columbia
Juge de la Cour provinciale ou juge de paix dans et pour la province de la Colombie-Britannique

Signature of Peace Officer



OCS BC PJJ 027
Rev./Rév. 1.00

RECOGNIZANCE ENTERED INTO BEFORE AN OFFICER IN CHARGE
ENGAGEMENT CONTRACTÉ DEVANT UN FONCTIONNAIRE RESPONSABLE
IN THE YOUTH COURT OF BRITISH COLUMBIA
DANS LE TRIBUNAL POUR ADOLESCENTS DE LA COLOMBIE-BRITANNIQUE

COURT FILE NUMBER
NUMÉRO DE DOSSIER DE LA COUR

CANADA: PROVINCE OF BRITISH COLUMBIA: YOUNG OFFENDERS ACT
PROVINCE DE LA COLOMBIE-BRITANNIQUE LOI SUR LES JEUNES CONTREVENANTS

I/Je, PHILIPPE ROGER of/à 12345 SOUTH APARTMENT 101
RICHMOND BC V9V 9V9
(Name/Nom) (City or Town/Cité ou ville) (Province) (street Address/Adresse postale) (Occupation)

understand that it is alleged that I have committed / comprends qu'il est allégué que j'ai commis:

- FISHERIES ACT 810 THREATENING
- AERONATICS ACT 129 OBSTRUCT P.O.
- CRIMINAL CODE 145 FAIL TO APPEAR
- CAN. SHIPPING ACT 219 CRIMINAL NEGLIG.
- AERONATICS ACT 145 FAIL TO APPEAR

In order that I may released from custody, I acknowledge that I own/Afin de pouvoir être mis en liberté, je reconnais par les présentes devoir \$ _____
(Not exceeding \$500/au plus 500 \$)
to Her majesty the Queen to be levied on my real and personal property if I fail to attend Court as required/à Sa Majesté la Reine, ladite somme devant être prélevée sur mes biens meubles et immeubles si j'ometts d'être présent au tribunal comme j'y suis requis./Or, for a person not ordinarily resident in the province in which he is in custody or within 200 km of the place in which he is in custody/Ou, pour une personne ne résidant pas ordinairement au Canada dans la province où elle est sous garde ni dans un rayon de 200 km du lieu où elle est sous garde:

In order that I may be released from custody, I acknowledge that I owe/Afin de purvoir être mis en liberté, je reconnais par les présentes devoir \$ _____
(Not exceeding \$500/au plus 500 \$)
to her majesty the Queen and deposit/à Sa Majesté la Reine et je dépose, en conséquence, _____
(Money or other valuable security not exceeding in amount or value \$500/argent ou autre valeur ne dépassant pas un montant ou une valeur de 500 \$)
présent au tribunal comme j'y suis requis. to be forfeited if I fail to attend Court as required/ladite somme devant être confiée si j'ometts d'être

1. I acknowledge that I am required to attend court on the/Je reconnais que je suis requis d'être présent au tribunal le _____ day of/jour de _____ 19 _____, at/à _____ o'clock in the/heures _____ noon in the Youth Court at/dans la tribunal pour adolescents à _____ or before any justice for the Province of British Columbia who is there, and to attend as required by the court, in order to be dealt with according to law; and/ou devant n'importe quel juge de paix de la province de la Colombie-Britannique qui s'y trouve et d'être présent selon les exigences du tribunal afin d'être traité selon la loi; et

2. I acknowledge that I am also required to appear on the/Je reconnais que je suis également requis de comparaître le _____ day of/jour de _____ 19 _____, at/à _____ o'clock in the/heures _____ noon at/à _____
(Police Station/Poste de police) (Address/Adresse)

for the purposes of the Identification of Criminals Act/pour l'application de la Loi sur l'identification des criminels. (ignore if not filled in/ve pas tenir compte du présent alinéa s'il n'est pas rempli).

I understand that on failure without lawful excuse to attend court in accordance with this recognizance, I may be guilty of an indictable offence or an offence punishable on summary conviction and subject to the penalties provided for under the Young Offenders Act. It is not a lawful excuse that an appearance notice, promise to appear or recognizance states defectively the substance of the alleged offence.

Subsection 502 of the Criminal Code states as follows: "502. Where an accused who is required by an appearance notice or promise to appear or by a recognizance entered into before an officer in charge to appear at a time and place stated therein for the purposes of the Identification of Criminals Act does not appear at that time and place, a justice may, where the appearance notice, promise to appear or recognizance has been confirmed by a justice under section 506, issue a warrant for the arrest of the accused for the offence with which he is charged."

Je comprends que si j'ometts sans excuse légitime d'être présent au tribunal en conformité avec le présent engagement, je peux être coupable d'un acte criminel ou d'une infraction punissable sur déclaration sommaire de culpabilité et je peux être soumis aux peines prévues par la Loi sur les jeunes contrevenants.

Le fait qu'une citation à comparaître, une promesse de comparaître ou un engagement indiquent d'une manière imparfaite l'essentiel de l'infraction présumée, ne constitue pas une excuse légitime.

L'article 502 du Code criminel s'énonce comme suit: "502. Lorsqu'un prévenu à qui une citation à comparaître, une promesse de comparaître ou un engagement contracté devant un fonctionnaire responsable enjoint de comparaître aux temps et lieu y indiqués, pour l'application de la Loi sur l'identification des criminels ne comparait pas aux temps et lieu ainsi fixés, un juge de paix peut, lorsque la citation à comparaître, la promesse de comparaître ou l'engagement a été confirmé par un juge de paix en vertu de l'article 506, décerner un mandat pour l'arrestation du prévenu pour l'infraction dont il est inculpé.

Printed on | 92/12/15 | 13:44:13

Dated/Fail le 92 | 12, at/à RICHMOND BC
British Columbia/Colombie-Britannique.

(Officer in charge) _____ (Signature of Young Person)
(Fonctionnaire responsable) _____ (signature de l'adolescent)

AFFIDAVIT OF SERVICE

I, _____
of _____
make oath and say that on the _____
day of _____ 19 _____
I served _____
the young person named in the RECOGNIZANCE personally by
handing him (her) a duplicated the RECOGNIZANCE.

Signature of Peace Officer _____

Sworn before me this _____ day
of _____, 19 _____
at _____ British Columbia

A Commissioner for Taking Affidavits for British Columbia

CERTIFICATE OF DEFAULT - CERTIFICAT DE DÉFAUT

I hereby certify that/Je certifie par les présentes que _____
has not appeared as required by this recognizance and that by reason thereof the ends of justice have been (defeated or delayed)/n'a pas comparu ainsi que l'exigeait le présent engagement et que, de ce fait, les fins de la justice ont été (contrariées ou retardées)

(as the case may be/ selon le cas)
The reason for the default is/ La raison du manquement est _____

The names and addresses of the principal and sureties are as follows/Le nom et l'adresse du cautionné et de ses cautions sont les suivants: _____

Dated this/Fait le _____ day of/jour de _____, 19 _____

Youth Court Judge (or) Justice of the Peace - Juge du tribunal pour adolescents (ou) juge de paix

In case of cash bail, signature of person depositing cash:
Dans le cas d'un cautionnement en espèces, signature de la personne déposant l'argent.

NOTICE TO YOUNG PERSON/AVIS À UN ADOLESCENT
YOU HAVE THE RIGHT TO BE REPRESENTED BY COUNSEL/
VOUS AVEZ LE DROIT DE VOUS FAIRE REPRÉSENTÉ PAR UN AVOCAT

- REGISTRY/GREFFE
- POLICE
- YOUNG PERSON/ADOLESCENT
- PARENT/MÈRE OU PÈRE



REPORT TO CROWN COUNSEL


PAGE _____ TO _____

NO. OF ACCUSED	RICHMOND RCMP DETACHMENT 6600 MINORU BLVD RICHMOND BC V6Y1Y3	POLICE CODE	POLICE CASE NO. 99-12345	COURT FILE NO.
ADULT(S)	YOUNG PERSON(S)	LOCATION		
OFFENCE INFORMATION				
NAMES OF ALL ACCUSED			OFFENCE DATE AND TIME:	
			LOCATION OF OFFENCE:	
PROPOSED CHARGES:				
FISHERIES ACT	810 THREATENING	INVESTIGATOR(S) _____		
AERONATICS ACT	129 OBSTRUCT P.O.	DATE OF REPORT _____		
CRIMINAL CODE	145 FAIL TO APPEAR	OFFICER WHO APPROVED REPORT _____		
CAN. SHIPPING ACT	219 CRIMINAL NEGLIG.	DATE SUBMITTED TO CROWN _____		
AERONATICS ACT	145 FAIL TO APPEAR	EVIDENCE CHECKLIST ATTACHED: YES <input type="checkbox"/> NO <input type="checkbox"/>		
		HAVE ALL ACCUSED BEEN FINGERPRINTED? YES <input type="checkbox"/> NO <input type="checkbox"/>		
CROWN COUNSEL DECISION				
<input type="checkbox"/> APPROVED / TO COURT		<input type="checkbox"/> RETURNED		<input type="checkbox"/> PRETRIAL ENQUIRY REQUESTED:
<input type="checkbox"/> NO ACTION / CHARGE		<input type="checkbox"/> DIVERSION / ALTERNATIVE MEASURE		DATE REQUESTED _____
<input type="checkbox"/> CAUTION LETTER		CORRECTION LOCATION _____		
(CHARGES APPROVED / COMMENTS:				
LENGTH OF CROWN'S CASE _____				
NUMBER OF CROWN WITNESSES _____				
VICTIM IMPACT INFORMATION				
<input type="checkbox"/> REQUEST TO VICTIM		<input type="checkbox"/> BY INDICTMENT		<input type="checkbox"/> SUMMARILY
<input type="checkbox"/> REQUEST TO OTHER _____		<input type="checkbox"/> CROWN REQUIRED FOR FIX DATE		CROWN COUNSEL LOCATION _____
<input type="checkbox"/> INTERVIEW		<input type="checkbox"/> SPECIAL ASSIGNMENT		FILE NO. _____
		<input type="checkbox"/> ENTERED ON C.C.I.		SIGNATURE _____ DATE _____
ACCUSED INFORMATION				
ACCUSED FAMILY / BUSINESS NAME		GIVEN 1	GIVEN 2	Y.O. NO.
PHILLIPPE		ROGER		ALIASES ROGER DODGER
ACCUSED ADDRESS		POSTAL CODE	PHONE	BUSINESS ADDRESS
APARTMENT 101				
12345 - 12345 SOUTH				
RICHMOND		BC	V9V 9V9	(604)271-1111
DATE OF BIRTH	AGE	HEIGHT	WEIGHT	HAIR
4907 13		177	79	BROWN
				EYES
				HAZEL
				RACE / DESC.
				CAUCASIAN
				SEX
				MALE
CITIZENSHIP	MARITAL STATUS	DIST. FEATURES / CLOTHING		OCCUPATION
AMERICAN				BUSINESSMAN
DURATION IN AREA				
DRIVER'S LICENCE NO.	PLACE OF ISSUE	VEHICLE DESCRIPTION	F.P.S. NO.	INTERPRETER REQUIRED (language)
			123456A	
YOUNG PERSON'S PARENT / GUARDIAN		NOTIFIED		CRIMINAL RECORD
		YES NO		YES ATTACHED REQUESTED NIL
		<input type="checkbox"/> <input type="checkbox"/>		<input type="checkbox"/> <input type="checkbox"/> <input type="checkbox"/> <input type="checkbox"/>
ADDRESS		PSYCHIATRIC EXAM. REQUESTED		
		YES NO		
		<input type="checkbox"/> <input type="checkbox"/>		
CITY		BAIL COMMENTS		
HOME PHONE	BUS. PHONE			
ARRESTED	WARRANT	SUMMONS REQUESTED	I.C. ACT REQUEST	SUMMONS ISSUED
<input type="checkbox"/>	<input type="checkbox"/>	<input type="checkbox"/>	<input type="checkbox"/>	<input type="checkbox"/>
APP. NOTICE	P.T.A.	RECOGN. OFFICER	APPEARANCE DATE	
<input type="checkbox"/>	<input type="checkbox"/>	<input type="checkbox"/>		

XCS - PCR 200 REV.11/02 1.00 PRINTED ON: 92/12/15 13:57:11

POLICE FILE CROWN COUNSEL COURT ADMINISTRATOR WITNESS NOTIFIER
 TRIAL CO-ORDINATOR/YOUNG OFFENDERS SYSTEM CORRECTIONS BRANCH POLICE OFFICER

1



2



3



4



5



6



7



8



1

CRAIGSKI
SCOTT WILLIAM
92-00001
92-00012
1
MALE
60/12/12
180 cm.
85 Kg.

2

LARSON
RONALD JAMES
92-00002
92-00013
123
MALE
63/02/12
165 cm.
72 Kg.

3

LITTLE
JAMES WALTER
92-000011
92-000119
123
MALE
55/02/12
180 cm.
89 Kg.

4

APPLETON
MARK
92-00004
92-00001
123 15
MALE
54/08/12
179 cm.
88 Kg.

5

JOHNSTON
GERALD BOYNTON
92-00003
92-00011
123
MALE
55/12/02
170 cm.
80 Kg.

6

SYLVESTER
WILLIAM
92-00006
92-00016
123
MALE
44/03/12
168 cm.
75 Kg.

7

IONES
PHILIP WAYNE
92-00010
92-00018
123
MALE
62/09/09
165 cm.
75 Kg.

8

PHILLIPPE
ROGER
92-00045
92-00056
2742
MALE
46/07/13
177 cm.
79 Kg.

Case Statistics

Occ. No.: 99-01234
Log No.: 27292
Date: 1993/02/02
Time: 09:00:03
Witness Viewing: YES
Family Name: SMITH
Given Name: JOHN
Address (line 1): 1234 MAIN ST.
Address (line 2):
City: RICHMOND
Province: BC
Postal Code: V1V 1V1
Telephone: (604)271-1212

Search Criteria

Sex: MALE
Race: CAUCASIAN
Complexion: < ALL >
Eye color: < ALL >
Eye wear: < ALL >
Hair color: < ALL >
Hair length: < ALL >
Facial hair: < ALL >
Gang: < ALL >
Weight: 0 to 999
Height: 0 to 999
Place of birth: < ALL >
Date of birth: 1900/01/01 to 1999/12/31
Charge date: 1900/01/01 to 1999/12/31
Offence date: 1900/01/01 to 1999/12/31
Offence: < ALL >
Marks: < ALL >
Number of Hits: 35

Images Viewed, Flagged and Marked as Positive Id or Key Suspect

Viewed: 91-1111
Viewed: 99-11
Viewed: 99-4444
Viewed: 99-111222
Flagged: 99-111222
Viewed: 92-052558
Flagged: 92-052558
Viewed: 99-11111
Flagged: 99-11111
Viewed: 92-1000
Viewed: 92-12222
Flagged: 92-12222
Viewed: 92-400012
Viewed: 92-000011

Flagged: 92-0000 11
Viewed: 92-00010
Flagged: 92-00010
Viewed: 92-00008
Viewed: 92-00007
Flagged: 92-00007
Viewed: 92-00006
Flagged: 92-00006
Viewed: 92-00004
Viewed: 92-00009
Viewed: 92-00005
Flagged: 92-00005
Viewed: 92-00003
Positive Id: 92-00003
Viewed: 92-00002
Flagged: 92-00002
Viewed: 92-00001
Flagged: 92-0000 1
Viewed: 92-9999
Flagged: 92-9999
Viewed: 99- 12345
Flagged: 99- 12345
Viewed: 92- 1234
Viewed: 99-00001
Flagged: 99-00001
Viewed: 92- 1234
Viewed: 99-12345
Viewed: 99-22222
Viewed: 92- 12345
Viewed: 99-999
Viewed: 1111111111
Viewed: 888999
Viewed: 99-00 111
Flagged: 99-00111
Viewed: 99-00 1
Viewed: 99-12345
Viewed: 92-43 112

Order of Images on Lineup Screen

Image box 1 contained 92-0000 1
Image box 2 contained 92-000011
Image box 3 contained 92-00003
Image box 4 contained 92-00005
Image box 5 contained 92-00006
Image box 6 contained 92- 12222
Image box 7 contained 99-12345
Image box 7 contained PP- 111222
Image box 7 contained 99-11111
Image box 7 contained 99-00 111
Image box 7 contained 99-0000 1
Image box 7 contained 92-9999
Image box 7 contained 92- 12222
Image box 7 contained 92-00007
Image box 8 contained 92-00002

Order of Images on Full Screen Lineup

Image 1 contained 92-00001
Image 2 contained 92-000011
Image 3 contained 92-00003
Image 4 contained 92-00005
Image 5 contained 92-00006
Image 6 contained 92- 12222
Image 7 contained 92-00007
Image 8 contained 92-00002


Terminated on 1993/02/02 at 09:09:54.
Terminated on 1993/02/02 at 09: 14:55.

Sex: MALE


RCMP - RICHMOND DETACHMENT

PALM PRINTS

(To be Given to forensic Ident Section)

Left palm of: _____	FPS No.: <u>123456A</u>	DOB: <u>49 07 13</u>	
Surname: <u>PHILLIPPE</u>	G1: <u>ROGER</u>	G2: _____	
Signature: _____			

Taken at Richmond Detachment	Dale: <u>93/01/27</u>
Palm Prints Taken by: _____	Reg. No.: _____
Signature: _____	Occ. No.: <u>99-12345</u>




WANTED

CRIME: INFORMATION OR COMMENT
ROGER V. PHILLIPPE

Description:

Sex: DOB:
Age: Race:
Height: Hair:
Weight: Eyes:




COMMENT BOX 1: ADD COMMENTS
OR SUSPECT INFORMATION

COMMENT BOX 2: ADD COMMENTS OR SUSPECT INFORMATION

COMMENT BOX 3: ADD COMMENTS OR SUSPECT INFORMATION

Contact:


CONTACT BOX: CONTACT FOR THE AGENCY OR MEMBER INVOLVED IN THIS FILE/CASE



**#1: 4x5 Kodak with
Offender Information**


PHILLIPPE	ROGER	V.
490713	92-000036	99-12345
123456A	93102121	09:26:28

**#4: 4x5 Kodak Identification/
Security Badge**

RICHMOND DETACHMENT		
27292		RCMP
Reg. No. ROGER	N ^o mat.	
Name	Nom	
PHILLIPPE	Nan de Famille	
Surname	Nan de Famille	
Signature of Bearer	Signature du Titulaire	



RCMP - RICHMOND DETACHMENT



#2: 4x5 Kodak Line-up
(8 persons per sheet)

#3: 4x5 Kodak Line-up
(Offender Descriptors)

1	2	3	4
CRAIGSKI SCOTT WILLIAM 92 00001 92-000112	ARSON RONALD JAMES 92-00002 92-000113	JOHNSTON GERALD BOYNTON 92-00003 92-000111 123 MALE 55/12/02	APPL ETON MARK 92-00004 %-1**1115 123 MALE 54/08/12 179 cm. 88 Kg.
180 cm. 85 Kg.	165 cm 72KG	1/0CM 80 Kg1	
THOMPSON TIMMY 92 00005 92 0001 14 173 MALE 53/01/19 177cm. 85Kg	SYLVESTER WILLIAM 92-00006 92-0001 16 173 MALE 44/03/12 168 cm. 75 Kg	LEE DAVID JAMES 92 00007 92 000117 123 MALE 64/12/03 180 cm. 67 Kg.	JONES PHILIP WAYNE 92 00010 92 000118 173 MALE 62/09/09 165 cm. 75 Kg.